

Publish Date: 24.05.2021 | Rev no: 14

ezi-Fiber SC MM Quick Assembly Connectors

DINTEK's ezi-FIBER™ Mechanical Connector provides an inexpensive, quick alternative to terminating fibers without the need for a fusion splicer.

DINTEK ezi-FIBER™ Connectors use V-groove technology to align the fibers together and maintain physical contact between them. No assembly tool is required to ensure the fibers are mated correctly and the resulting connection using the connector is an average insertion loss of about 0.1dB.



Features

- Minimal tools required
- Low insertion loss of between 0.1-0.2dB
- Environmentally stable
- Easy termination / fast splicing time
- Suitable for 250 μm and/or 900 μm buffered fibers
- Uses V-Groove alignment technology

Applications

- FTTx
- Pigtail connection in premise environments
- Fiber-to-the-Subscriber (FTTx) applications
- Telecommunications
- CATV
- Local area network

Standards Conformance

- ISO/IEC 11801
- Cenelec EN 50173-1 / TIA-568 C.0
- Data Center Cenelec EN 50173-5
- ISO/IEC 24764/ TIA-942
- Ethernet IEEE 802.3; 10/40/100GbE

DINTEK ezi-FIBER Termination Kit



Ordering Information

Product Number	Product Name	Connector Type	Color	Mode
2106-02013	ezi-FIBER SC MM Quick Assembly Connector	SC	Beige	Multimode OM2
2106-02021	ezi-FIBER SC MM Quick Assembly Connector	SC	Aqua	Multimode OM3
2106-02020	ezi-FIBER SC/APC SM Quick Assembly Connector	SC/APC	Green	Singlemode
2106-02005	ezi-FIBER SC/UPC SM Quick Assembly Connector	SC/UPC	Blue	Singlemode

Technical Specifications

General Specifications

Cable Size	250um / 900um / 2.0mm / 3.0 mm / Flat Cable
Assembly Time	30 seconds (after preparing fiber ends)
Materials	Engineering Plastics & Index Matching Gel

Mechanical Data

Pull Strength (kg), Typical	0.5kgf (900um); 6kgf (3.0mm); 1kgf (Flat Cable)
Operating Temperature (deg)	-40 ~ +70°C







Performance Data

Insertion Loss (dB), Typical	0.1dB Insertion Loss (dB)
Insertion Loss (dB), Maximum	Max 0.3dB

Return Loss (dB), Typical

-50dB

Termination Process

		
Slide boot and clamp screw cap on before stripping cable	Strip approx. 50mm. Primary coating must be removed	Using fiber cleaver, cut fiber to 12.5mm
		
Insert fiber into back of connector carefully	When light appears through end face, press button down	Slide boot up and then screw cap. Place cover over

DINTEK Electronic Limited

台北市中山區中山北路二段96號 嘉新第二大樓五樓N511
 N511, 5F, 2nd Bldg, No. 96, Sec. 2, Zhongshan N. Rd. Zhongshan Dist., Taipei City 10449, Taiwan
P: +886-2-22997898 **E-mail:** sales@dintek.com.tw **W:** www.dintek.com.tw

2106-02013